



## Summary Feedback

### ST1: Two Year Teaching Programme

**Session 6.2 Obs & Gynae for FRCR 2B Exam Part 2**

**&**

**Session 10.5 Head & Neck - 1.Thyroid Nodules 2.Neck : Part 2  
(15<sup>th</sup> September 2022)**

**Delivered By:**

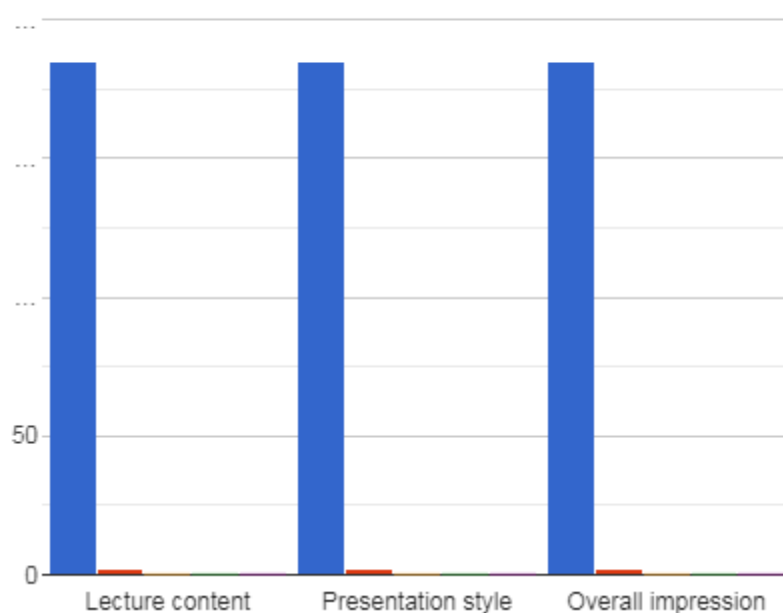
**(Anjali Sujith & Sami Khan)**

#### Summary Points:

- ST1-ST4 teaching sessions 6.2 & 10.5: 3 hours teaching time
- Total Attendees: 461 from 34 Countries (Bahamas, Bahrain, Bangladesh, China, Czech Republic, Dominica, Egypt, Ghana, India, Indonesia, Iraq, Jordan, Kenya, Kuwait, Malaysia, Myanmar, Nepal, Nigeria, Oman, Pakistan, Poland, Qatar, Saudi Arabia, South Africa, Sri Lanka, Sudan, Switzerland, Turkey, UAE, UK, Ukraine, Yemen, Zambia, Zimbabwe).
- Total feedback received from 187 participants

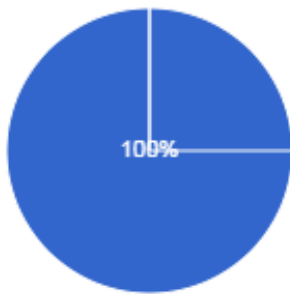
Please rate the following aspects of the session

Excellent Very good Good Satisfactory  
Poor



Did you find it useful  
187 responses

● Yes  
● No



## Testimonials

- All gynaecological cases covered excellently. And way of teaching and guiding the candidate towards diagnosis is excellent (Pakistan).
- Dr. Anjali and Dr. Sami Khan deserve a standing ovation for these sessions. Their teaching style is so calm, yet captivating. I really enjoyed and benefited from this session (Saudi Arabia).
- Overall O&G lecturer did a good job with cases and discussion. Good teaching (Malaysia).
- She was like a female Dr Khan, smooth, clear, and detailed (UK).
- She is one of best for gynae imaging (Pakistan).
- Entire session was very educative (Nigeria).
- Dr. Anjali MRI gynae cases were awesome and very informative. Dr. Khan lecture as fabulous as always . Thankful to both of you (Oman).
- Super, please upload recording soon. I really enjoyed and benefitted from both the gynae sessions, and the neck course. Two challenging topics which were beautifully explained. Much love to Dr Khan and Dr Sujith (UK).
- Well done (Pakistan).
- Excellent lectures. Keep it up (India).
- Outstanding (Pakistan).
- "Excellent explanations from both Dr Khan and Dr Sujith. A great variety of viva cases throughout, touching on important anatomical, surgical, and exam cases" (UK).
- No words to comment (Pakistan).
- 5/5.
- Excellent, hats off! (Pakistan).
- Superb (India).
- Excellent teacher. Very polite attitude (Pakistan).
- Awesome ( Turkey).
- Brilliant (Egypt).
- Excellent work! (Pakistan).
- Great presentation (South Africa).

Session 6.2 Obs & Gynae for FRCR 2B Exam Part 2 &  
Session 10.5 Head & Neck - 1.Thyroid Nodules 2. Neck : Part 2

- Very well organized sessions, very informative (Pakistan).
- Really impressed (India).
- Very grateful for the devotion and the great efforts.
- Amazing and helpful class (Nigeria).
- Dr Sami Khan... what a hardworking man. Thanks a lot (Pakistan).
- Very educative (Kenya).
- Very clear and excellent teaching (Kenya).
- I very grateful for the free access to this priceless lectures. God bless you and the other facilitators (Nigeria).
- Awesome radiology learning forum (Pakistan).
- Everything was Excellent (Pakistan).
- Very useful (Pakistan).
- Best (Pakistan).
- Good communication (Pakistan).
- Details explained well with lot of case variety (UK).
- Very detailed lecture (Oman).
- Extensive coverage (India).
- Excellent way of explaining.
- Very clear and concise explanation of all cases with differentials. Very polite teacher (Pakistan).
- All the cases were very well explained and interpreted (Pakistan).
- Now I would differentiate between different pelvic masses on imaging criteria (Pakistan).
- Revision of the first part and nice collection of cases with very nice images (UAE).
- Excellent session..... providing touch information (Pakistan).
- Very good teaching, explanation (Pakistan).
- Fantastic presentation (India).
- Excellent images with explanations (Pakistan).
- Wonderful way of teaching, difficult cases explained in a simple way (Pakistan).
- Clear presentation and interesting cases (Algeria).
- All cases were awesome (Pakistan).
- Great lecture. Very calm and detail oriented (Saudi Arabia).
- "The obs/gynae session was well taught with well explained images. The thyroid session especially the ultrasound of lymph nodes was informative and practical" (Kenya).
- Very useful cases of daily reporting. Very well demonstrated (Pakistan).
- Beautifully explained (Pakistan).
- Excellent cases and teaching by Dr Anjali and Dr Sami! (Pakistan).
- Very much useful (Nepal).
- O&G presentation in particular was excellent (UK).
- Both lectures were outstanding (Pakistan).
- Wonderful session (Pakistan).
- "Excellent teaching sessions always! May Allah bless you always!" (Pakistan).
- I liked ma'am and sir's discussion and sir Azhar's hard work (Pakistan).
- Knowledgeable teachers (Kenya).
- Really useful and comprehensive quick review of imaging features of important Gynecology and obstetric cases, as well as thyroid and lymph node related cases (Saudi Arabia).
- Improved my knowledge (Indonesia).

Session 6.2 Obs & Gynae for FRCR 2B Exam Part 2 &  
Session 10.5 Head & Neck - 1.Thyroid Nodules 2. Neck : Part 2

Recording... DR. KHAN'S TEACHING The Art of Use of FRCR 2B Exam You are viewing Anjali Sujith's screen View Options

10 yr child with intermittent severe lower abdominal pain

Participants 461

Unmute Start Video Security Polls Chat Share Screen Pause/Stop Recording Reactions Apps Whiteboards End

Recording... DR. KHAN'S TEACHING The Art of Use of FRCR 2B Exam You are viewing Anjali Sujith's screen View Options

30 F markedly elevated beta HCG; hyperemesis; bleeding PV

UTERUS

Participants 459


Unmute Start Video Security Polls Chat Share Screen Pause/Stop Recording Reactions Apps Whiteboards End

Session 6.2 Obs & Gynae for FRCR 2B Exam Part 2 &  
Session 10.5 Head & Neck - 1.Thyroid Nodules 2. Neck : Part 2


Recording... DR. KHAN'S DKT TEACHING The A to Zee of FRCR 2B Exam You are viewing Anjali Sujith's screen View Options Starting 1800 BST

### ST1 : Two year Teaching programme

ST 1 - ST 4 Teaching Session 6.2 Obs & Gynae for FRCR 2B Exam Part 2  
&  
Session 10.5 Head & Neck - 1.Thyroid Nodules 2. Neck : Part 2



Anjali Sujith  
Consultant Radiologist  
Basildon University Hospital



Sami Khan  
Consultant Radiologist  
Basildon University Hospital

Unmute Start Video Security Participants 81 Polls Chat Share Screen Pause/Stop Recording Reactions Apps Whiteboards End

=====XX=====XX=====